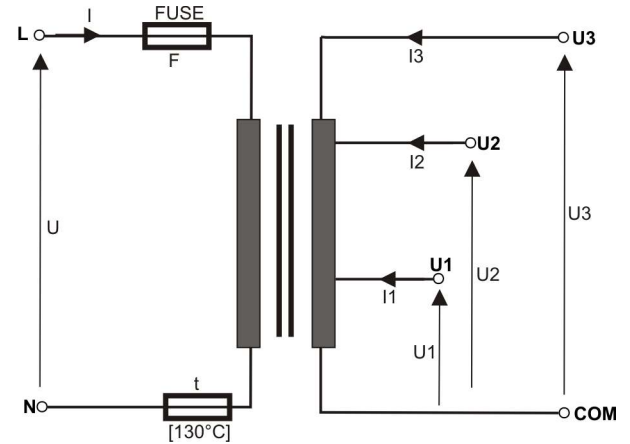



CODE: **AWT 524** v.1.0/VIII  
NAME: **TRANSFORMER TRP 50VA/17V/24V/30V**



Tab.1

**Technical parameters of transformers**

CODE NAME	S	U	I	U1 or U2 or U3	I1 or I2 or I3	F	t
AWT524 TRP 50/17/24/30	50VA	230V/AC	0,25A	17V or 24V or 30V	2,9A or 2,1A or 1,7A	T 500mA/250V	130°C

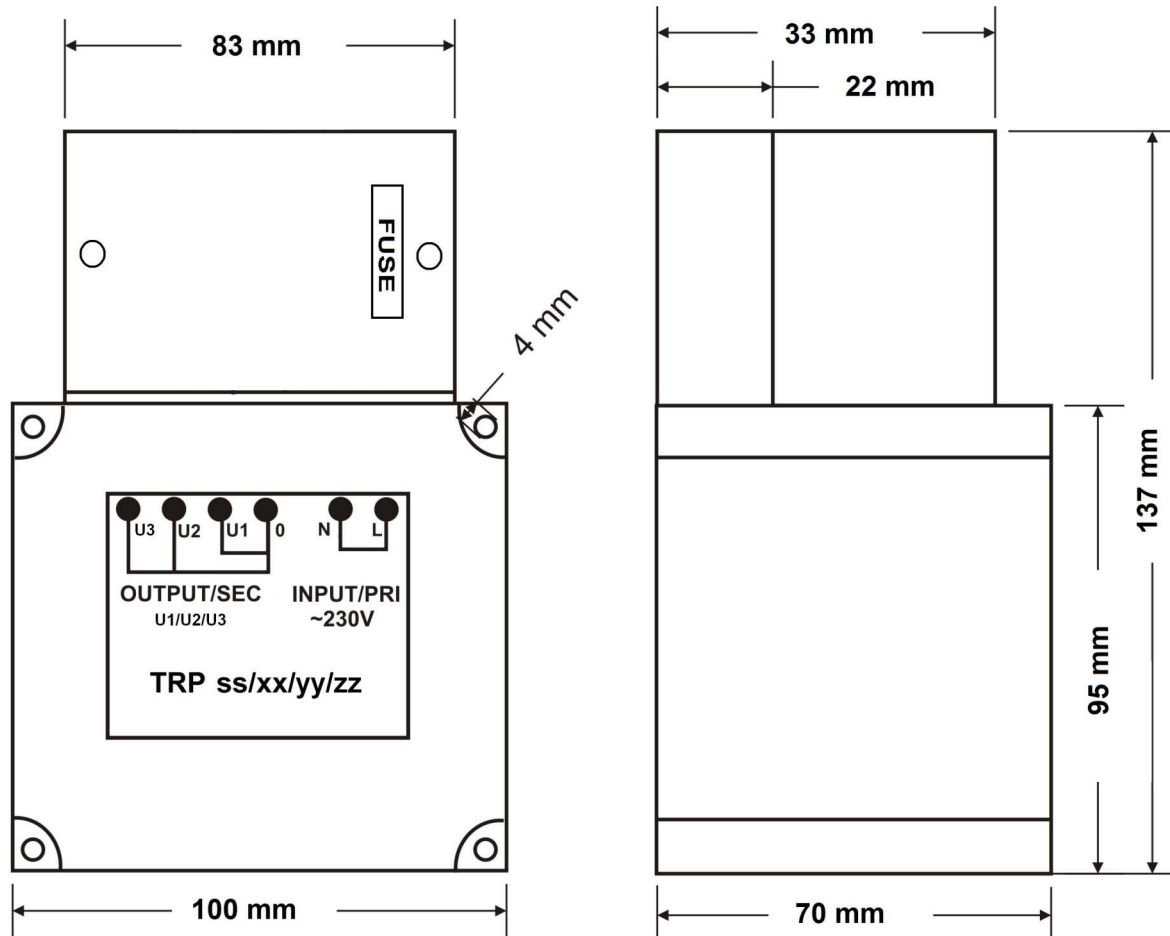
**DESCRIPTION:**

The transformers are destined for supplying devices requiring AC voltage U1 or U2 or U3.

**SPECIFICATIONS**

<b>Casing:</b>	PC/ABS in class UL 94 V-0, IP30
<b>Dimensions:</b>	Fig. 1 TRP 50VA
<b>Net/ gross weight:</b>	1,17kg /1,25kg [+/-0,1kg] TRP 50VA
<b>Installation:</b>	installation bus TH35/TS35 (DIN) or cheese screw x 4 (flat surface), with the holder AWO467 for TRP50VA
<b>Supply voltage:</b>	230 V/AC (-15%+10%), 50Hz
<b>Current consumption I:</b>	tab.1. @~230 V / I1
<b>Output voltage U1 or U2 or U3:</b>	tab.1.
<b>Rated power S:</b>	tab.1.
<b>Rated output current I1 or I2 or I3:</b>	tab.1.
<b>Short-circuit protection F:</b>	fuse tab.1.
<b>Over-load protection t:</b>	fuse tab.1. / temperature limit fuse 130°C-non resetable
<b>Operating conditions:</b>	2nd environmental class, -10°C+ 40°C, Ta 40 B
<b>Declarations, warranty:</b>	CE, 2 year from the production date
<b>Remarks:</b>	leads on connectors AWG 24-12 2,5mm <sup>2</sup> , screw 2,9x13 - 4pcs

**Dimensions of transformers series: TRP 50VA**



**Fig.1**