

FIAMM

Industrial Batteries

FGHL

series



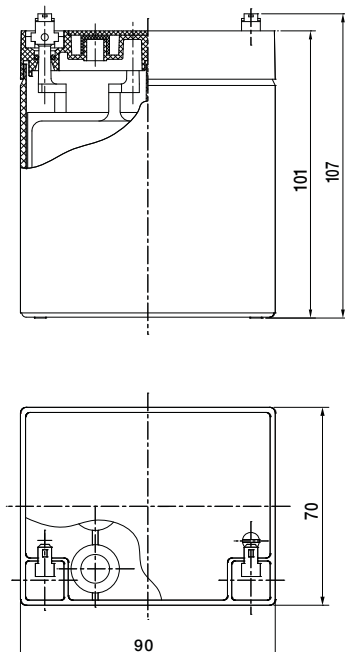
12FGHL22

12 Volt 5.0 Ah

12FGHL22 is specially designed for high efficient discharge application. It is a high power density range with a design life of 10 years. FIAMM is a Manufacturer of VRLA batteries and is supported by a dedicated sales network with market knowledge and experience of small sealed lead acid battery applications.

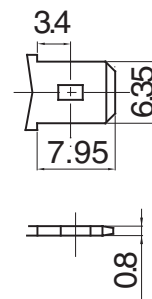
Features

Nominal Voltage	12 Volt
Nominal Capacity	26.7 W @ 15 min-rate to 1.6 Vpc at 25 °C 5.0 Ah 20 hours rate to 1.75 Vpc at 25 °C
Float charging voltage	13.50 - 13.80 V/bloc at 25 °C
Boost charge voltage	14.40 - 15.00 V/bloc at 25 °C
Float voltage compensation	-18mV/°C
Maximum charging current	1.25 A
Case	ABS UL94V-0 (flame retardant plastic)
Internal resistance	37 mΩ in full charged condition
Weight	2.00 kg
Dimensions	L x W x H (TH): 90 x 70 x 102 (105)
Operative temperature range	-20 °C to 50 °C
Shelf life procedures	As batteries lose part of their capacity, during storage, due to self discharge. Fiamm recommends FGHL range of batteries can be stored for 6 months at an ambient temperature of 20 and 25 °C (see attached graph on reverse). Longer storage requires a recharge. This should be carried out in line with Fiamm recommended method; 2.4 V/cell for no longer than 24 hours at 20 °C



The dimensions have a tolerance of : ± 1.6%

Faston 6.3 mm

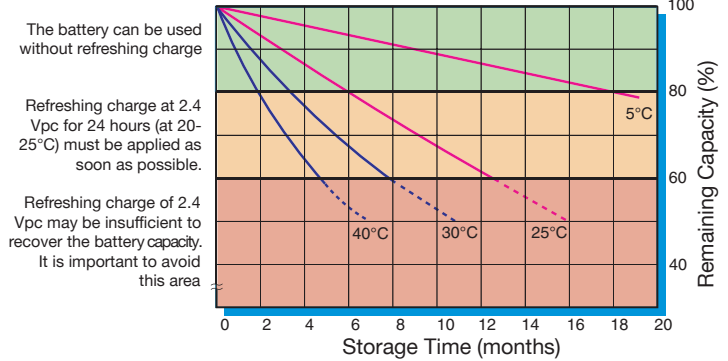


SSLA Products

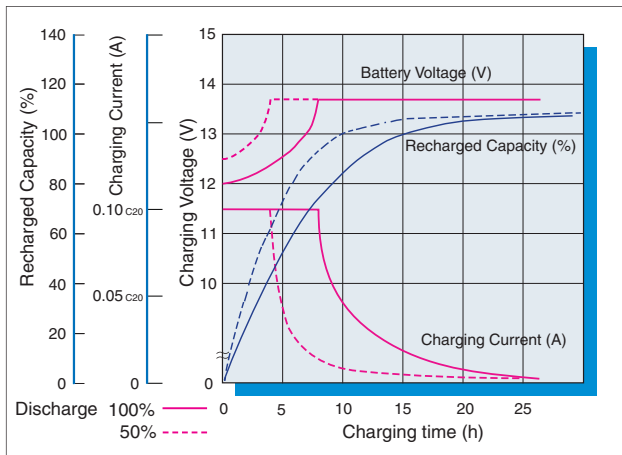
12FGHL22 12 Volt 5 Ah



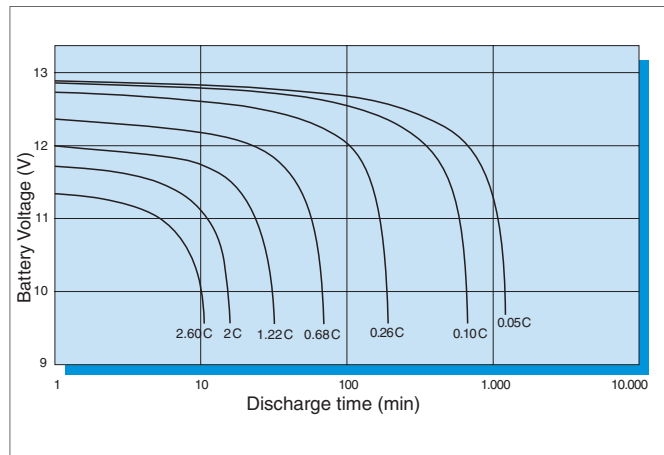
Capacity loss during storage at various temperatures



Battery Voltage and Charge Time for Standby Use (at 25°C)



Discharge curves at different current / final voltage (at 25°C)



Constant Current discharge table (Amperes)

End voltage	5 min	10 min	15 min	20 min	30 min	45 min	1 hour	2 hrs	3 hrs	5 hrs
9.60 V	21.6	15.0	11.0	8.7	6.34	4.55	3.60	2.05	1.46	0.94
9.90 V	21.3	14.8	10.9	8.7	6.31	4.54	3.59	2.04	1.45	0.93
10.02 V	21.0	14.5	10.8	8.6	6.28	4.52	3.57	2.03	1.44	0.93
10.20 V	20.4	14.1	10.6	8.5	6.21	4.49	3.55	2.02	1.43	0.92
10.50 V	19.2	13.5	10.2	8.2	6.08	4.43	3.51	1.98	1.40	0.91
10.80 V	18.2	12.8	9.7	8.0	5.95	4.22	3.34	1.87	1.32	0.86

Constant Power discharge table (Watts per bloc)

End voltage	5 min	10 min	15 min	20 min	30 min	45 min	1 hour	2 hrs	3 hrs	5 hrs
9.60 V	235	170	126	102	75.2	54.9	43.9	25.4	18.3	11.8
9.90 V	232	167	125	101	75.0	54.9	43.9	25.3	18.2	11.8
10.02 V	230	164	125	101	74.7	54.8	43.8	25.3	18.1	11.7
10.20 V	223	160	123	99	74.1	54.5	43.6	25.1	17.9	11.7
10.50 V	211	154	119	97	72.8	54.0	43.3	24.8	17.7	11.6
10.80 V	200	146	114	95	71.8	51.7	41.3	23.5	16.8	11.0