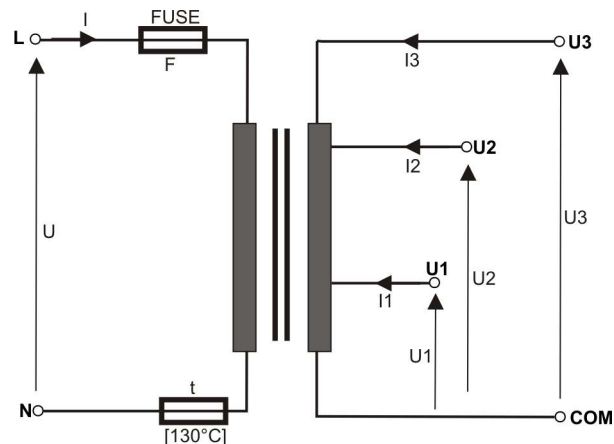



CODE: **AWT 500** v. 1.0/VIII
 NAME: **TRANSFORMER TRP 50VA/16V/18V/20V**



Tab.1

Technical parameters of transformers							
CODE NAME	S	U	I	U1 or U2 or U3	I1 or I2 or I3	F	t
AWT500 TRP 50/16/18/20	50VA	230V/AC	0,25A	16V or 18V or 20V	3,0A or 2,8A or 2,5A	T 500mA/250V	130°C

DESCRIPTION:

The transformers are destined for supplying devices requiring AC voltage U1 or U2 or U3.

SPECIFICATIONS

Casing:	PC/ABS in class UL 94 V-0, IP30
Dimensions:	Fig. 1 TRP 50VA
Net/ gross weight:	1,11kg /1,20kg [+/-0,1kg] TRP 50VA
Installation:	installation bus TH35/TS35 (DIN) or cheese screw x 4 (flat surface), with the holder AWO467 for TRP50VA
Supply voltage:	230 V/AC (-15%+10%), 50Hz
Current consumption I:	tab.1. @~230 V / I1
Output voltage U1 or U2 or U3:	tab.1.
Rated power S:	tab.1.
Rated output current I1 or I2 or I3:	tab.1.
Short-circuit protection F:	fuse tab.1.
Over-load protection t:	fuse tab.1. / temperature limit fuse 130°C-non resetable
Operating conditions:	2nd environmental class, -10°C+ 40°C, Ta 40 B
Declarations, warranty:	CE, 2 year from the production date
Remarks:	leads on connectors AWG 24-12 2,5mm ² , screw 2,9x13 - 4pcs

Dimensions of transformers series: TRP 50VA

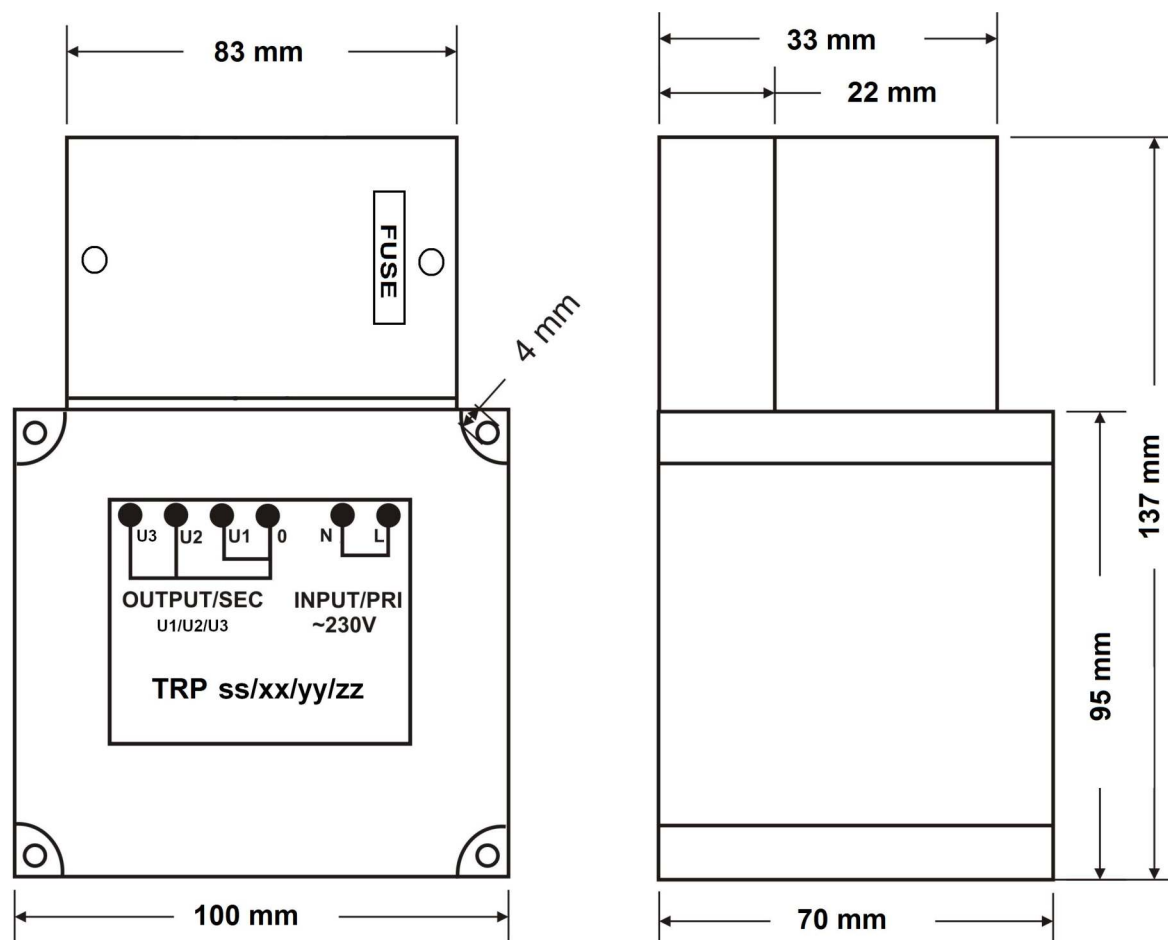


Fig.1